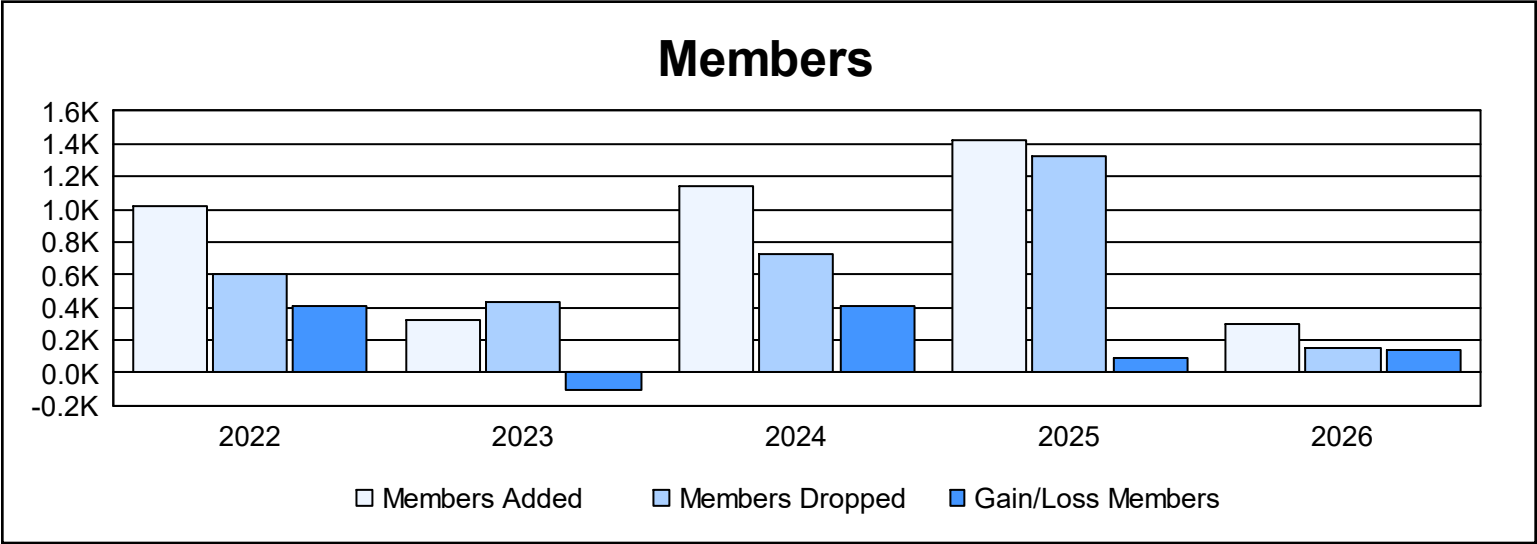
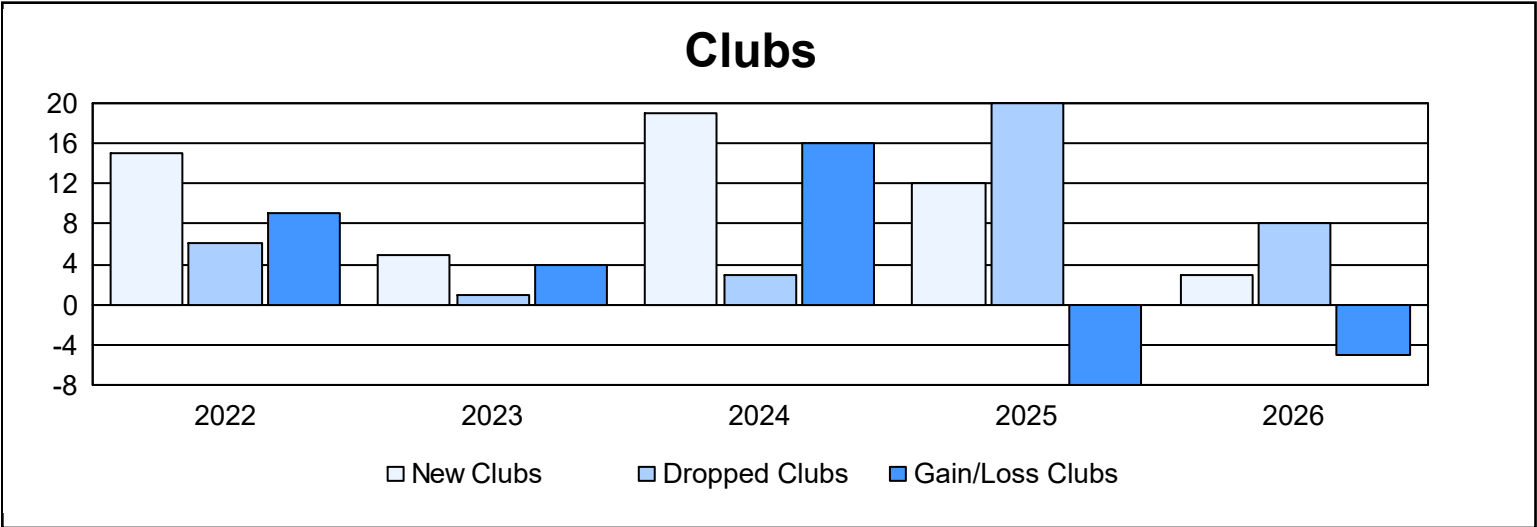
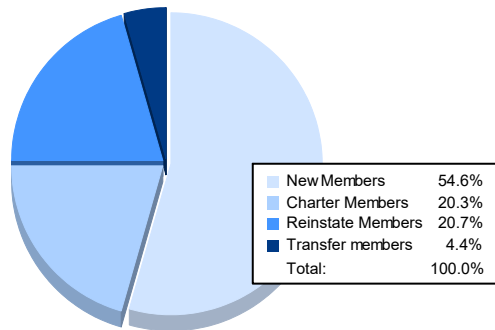


| Year      | New Clubs | Dropped Clubs | Gain/ Loss Clubs | New Members | Charter Members | Reinstate Members | Transfer Members | Total Member Added | Total Members Dropped | Gain/ Loss Members |
|-----------|-----------|---------------|------------------|-------------|-----------------|-------------------|------------------|--------------------|-----------------------|--------------------|
| 2021-2022 | 15        | 6             | 9                | 547         | 385             | 80                | 7                | 1,019              | 606                   | 413                |
| 2022-2023 | 5         | 1             | 4                | 189         | 118             | 16                | 4                | 327                | 436                   | -109               |
| 2023-2024 | 19        | 3             | 16               | 557         | 507             | 75                | 4                | 1,143              | 730                   | 413                |
| 2024-2025 | 12        | 20            | -8               | 967         | 290             | 132               | 28               | 1,417              | 1,326                 | 91                 |
| 2025-2026 | 3         | 8             | -5               | 161         | 60              | 61                | 13               | 295                | 153                   | 142                |
| Average   | 11        | 8             | 3                | 484         | 272             | 73                | 11               | 840                | 650                   | 190                |



### Membership Composition September 2025 Cumulative



### Gender Composition September 2025 Cumulative

